

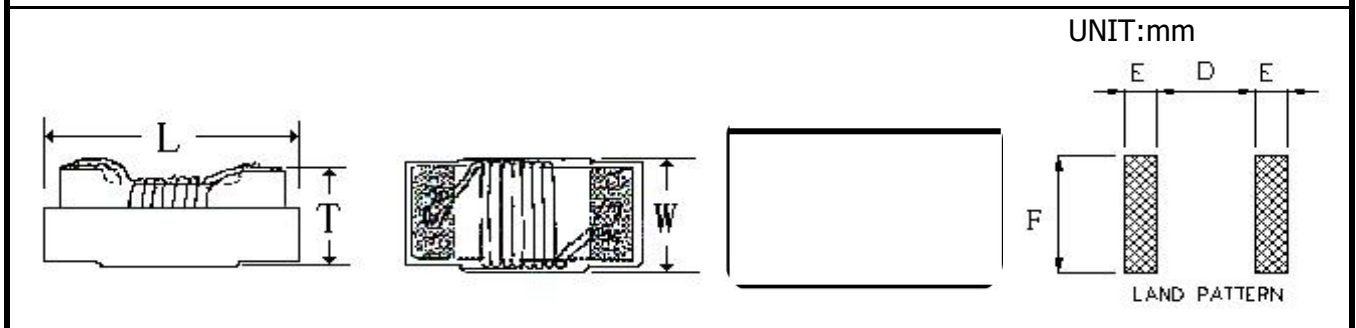


深圳市英拓坤科技有限公司

SHENZHEN YINTK ELECTRONICS CO., LTD

SPECIFICATIONS		DATE	2018年12月5日
CUSTOMER		ITEM	YLFW0805-47K(f)
Q'TY.		PART NO.	-
TEMP	25°C	HUMIDITY	70%

1. SHAPE & DIMENSION



CODE	L	W	T	E	F	D	
DIMENSION	2.29MAX	1.73MAX	1.52MAX	1.02Typ.	1.78Typ.	0.76Typ.	

2. ELECTRICAL CHARACTERISTICS @25°C

ITEM	SPEC. RANGE	TEST CONDITION	TEST INSTRUMENTS
L (μH)	4.70±10%	7.9MHz	HP4286A
Q(品质系数)	14 MIN	7.9MHz	
DCR (Ω)	0.56 MAX		502BC
I _{rms} (mA)	520 MAX		VR116+VR7210
SRF (MHz)	51 MIN		E5071C ENA

3. PART NUMBERING SYSTEM

YLFW
0805
-
47
K
(F)

①
②
③
④
⑤

- ① Product symbol系列代号:
- ② Dimensions 尺寸: Length长 (L) ×Width宽 (W)
- ③ Inductance电感量: 47: 4.7uH; 100: 10μH; R68: 680nH;
- ④ Tolerance允许偏差: J±5%, K±10%,M±20%
- ⑤ Lead free products无铅产品

4. GENERAL SPECIFICATION

- a. Storage temp.: -40°C ~ +85°C, R.H.: 30% ~ 70%, Operating temp.: -40°C ~ +85°C.
- b. Moisture sensitivity level (MSL) 2 (1 year floor life at <30°C/85% relative humidity).
- c. Failures in time(FIT)/Mean Time Between Failures(MTBF) 38 per billion hours/26,315,789 hours, calculated per Telcordia SR-332.

APPROVED BY	CHECKED BY	DRAFT
苏玲	陈雪莲	胡晓武



深圳市英拓坤科技有限公司

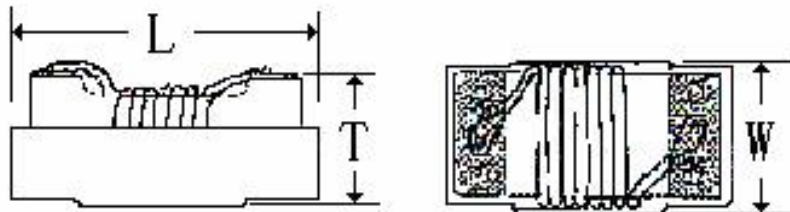
SHENZHEN YINTK ELECTRONICS CO., LTD

SPECIFICATIONS		DATE	2018年12月5日
CUSTOMER		ITEM	YLFW0805-47K(f)
Q'TY.		PART NO.	-
TEMP	25°C	HUMIDITY	70%

5. TEST DATA FOR SAMPLES

TEST ITEM	L	Q(品质系数)	DCR	L	W	T	
	(μ H)	(min)	(Ω)	(mm)	(mm)	(mm)	
CON.	7.9MHz	7.9MHz	At 25°C	2.29MAX	1.73MAX	1.52MAX	
SPEC.	4.70 \pm 10%	14 MIN	0.56 MAX				
1	4.72	18.0	0.47	2.16	1.50	1.22	
2	4.69	16.0	0.49	2.15	1.52	1.22	
3	4.67	16.0	0.48	2.14	1.52	1.21	
4	4.72	17.0	0.47	2.16	1.51	1.20	
5	4.69	18.0	0.47	2.15	1.50	1.22	
6	4.71	16.0	0.49	2.16	1.51	1.21	
7	4.69	17.0	0.48	2.15	1.52	1.21	
8	4.69	16.0	0.47	2.16	1.51	1.22	
9	4.71	18.0	0.49	2.16	1.52	1.21	
10	4.71	17.0	0.48	2.14	1.51	1.20	
X	4.70	16.90	0.48	2.15	1.51	1.21	
R	0.05	2.00	0.02	0.02	0.02	0.02	

图示:



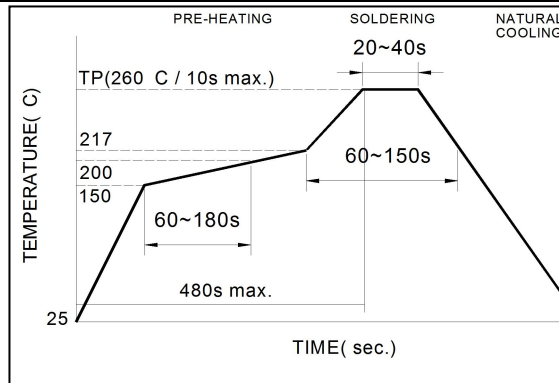
APPROVED BY	CHECKED BY	DRAFT
苏玲	陈雪莲	胡晓武



SPECIFICATIONS		DATE	2018年12月5日
CUSTOMER		ITEM	YLFW0805-47K(f)
Q'TY.		PART NO.	-
TEMP	25°C	HUMIDITY	70%

6. SOLDERING CONDITIONS

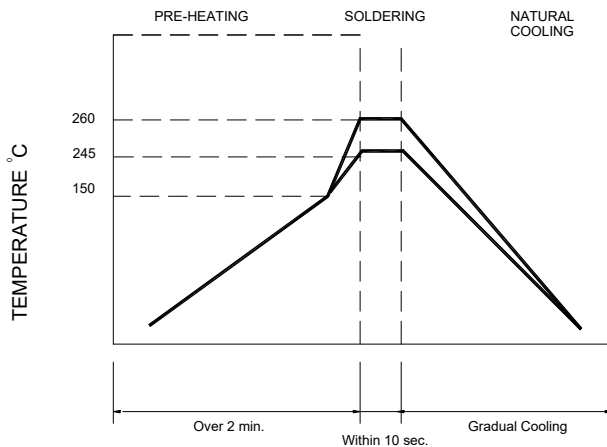
Figure 1.
Re-flow
Soldering (Lead
Free)



Note:

- Preheat circuit and products to 150°C
- 260°C tip temperature (max)

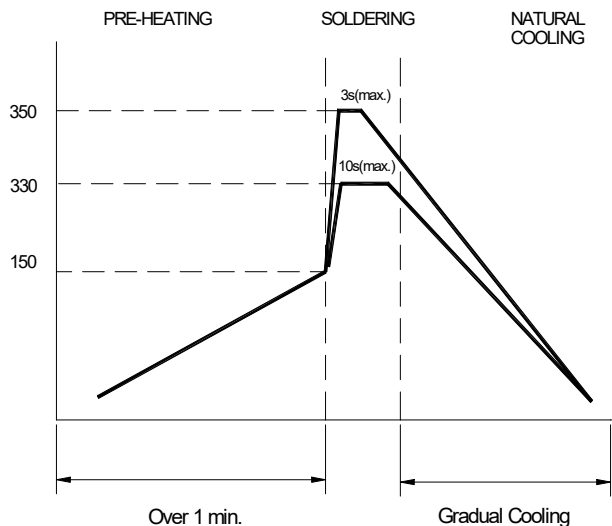
Figure 2.
Wave Soldering



Note:

- Never contact the ceramic with the iron tip
- 1.0mm tip diameter (max)

Figure 3.
Hand Soldering



Note:

- Use a 20 watt soldering iron with tip diameter of 1.0mm
- Limit soldering time to 3 sec.

APPROVED BY	CHECKED BY	DRAWN BY
苏玲	陈雪莲	胡晓武



深圳市英拓坤科技有限公司

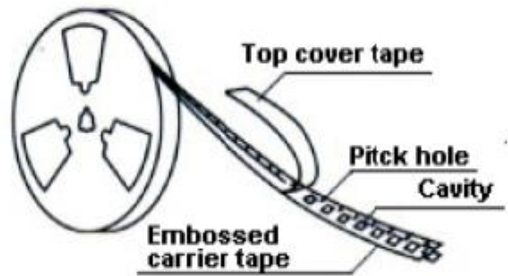
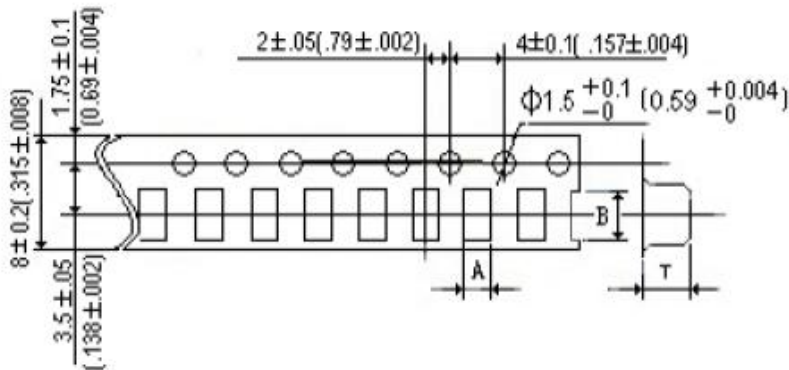
SHENZHEN YINTK ELECTRONICS CO., LTD

SPECIFICATIONS		DATE	2018年12月5日
CUSTOMER		ITEM	YLFW0805-47K(f)
Q'TY.		PART NO.	-
TEMP	25°C	HUMIDITY	70%

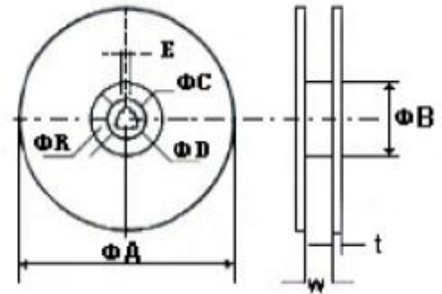
7. PACKAGING(unit: mm)

Tape

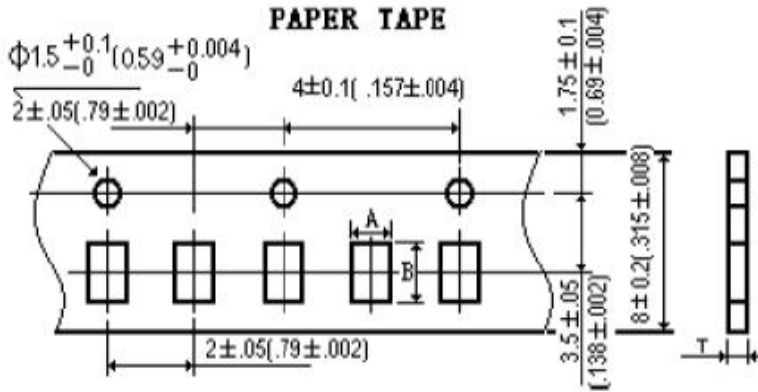
POLYSTYRENE TAPE



Reel Dimensions



PAPER TAPE



		A	B	T
纸带	0402	0.74	1.23	0.60
	0603	1.15	1.83	0.95
胶带	0805	1.85	2.40	1.45
	1008	2.73	2.90	2.34
	1210	2.96	3.60	2.40

unit	ΦA	ΦB	ΦC	ΦD	E	W	t	R
mm	178	60	13	21	2	10	2	1
	330	75	13	23	2	12	2	1

包装数量(PACKAGING QUANTITY)

规格	0402	0603	0805	1008	1210	
数量(pcs)	10000	4000	3000	2000	2000	

APPROVED BY	CHECKED BY	DRAFT
苏玲	陈雪莲	胡晓武



深圳市英拓坤科技有限公司

SHENZHEN YINTK ELECTRONICS CO., LTD

SPECIFICATIONS		DATE	2018年12月5日
CUSTOMER		ITEM	YLFW0805-47K(f)
Q'TY.		PART NO.	-
TEMP	25°C	HUMIDITY	70%

8. 1 RELIABILITY TEST

TEST ITEM	SPECIFICATION	TEST CONDITION
Rating current	According to product specifications	Current sources:33010D
Inductance	According to product specifications	Test Frequency:0.252~250MHz Test Equipment:HP4291A、HP4286A、HP4287A、HP4284A Test Fixture:16193Aor16334A
Q	According to product specifications	Test Frequency:0.252~1500MHz Test Equipment:HP4291A、HP4286A、HP4287A、Test Fixture:16193Aor16334A
RDC	According to product specifications	Test Equipment:HP4263B
SRF	According to product specifications	Test Equipment:HP4291A Test Fixture:16193A
Solderability	The metalized area must have more then 90%of solder coverage	Soldering Temp:230±5°C Dipping time:5±1S
Resistance to soldering heat	No evidence of mechanical damage The mealized arer must have more then 75%of solder coverage Inductance change,less than±5% Q change less than±10%	Soldering Temp:260±5°C Dipping time:10±1S
Thermal Shock	No evidence of mechanical damage, Inductance change less than±5%, Q change less than±10%	A cycle contain:Step1:-40°C , 30Min Step 2:85°C , 30Min Cycle Times:10

APPROVED BY	CHECKED BY	DRAFT
苏玲	陈雪莲	胡晓武

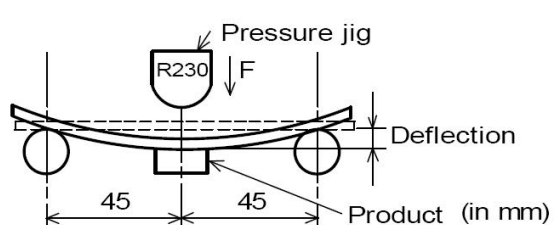


深圳市英拓坤科技有限公司

SHENZHEN YINTK ELECTRONICS CO., LTD

SPECIFICATIONS		DATE	2018年12月5日
CUSTOMER	客户	ITEM	YLFW0805-47K(f)
Q'TY.	数量	PART NO.	-
TEMP	25°C	HUMIDITY	70%

8.2 RELIABILITY TEST

TEST ITEM	SPECIFICATION	TEST CONDITION
High Temperature Storage	No evidence of mechanical damage, Inductance change less than±5%, Q change less than±10%	Test Temperature:125±2°C (Ceramic core)85±2°C (Ferrite core) Test Time:96±2Hours
Low Temperature Storage	No evidence of mechanical damage, Inductance change less than±5%, Q change less than±10%	Test Temperature:-40±2°C Test Time:96±2Hours
Moisture Resistance	No evidence of mechanical damage, Inductance change less than±5%, Q change less than±10%	Test Temperature:50±2°C Test Time:100Hours relative humidity:90~95%
Vibration	No evidence of mechanical damage, Inductance change less than±5%, Q change less than±10%	Amplitude:1.5mm X、Y、Z each direction for 1Hour and 45min Frequency range:10~55~10Hz(min)
Component Adhesion	No evidence of mechanical damage No evidence of peel off or broken Keep continuity of Winding	Force:2Kg Test Time:5±1sec
Resistance to bend	No evidence of mechanical damage	Camber:20mm Test Board:Glass-Epoxy board Thickness:8mm  Product (in mm)
Life	No evidence of mechanical damage, Inductance change less than±5%, Q change less than±10%	Test Temperature:85±2°C Test Time:1000Hours with rating current

APPROVED BY	CHECKED BY	DRAFT
苏玲	陈雪莲	胡晓武